

2019年CDP回覆亮點

2018 CDP disclosure highlights

Daniel Turner

Head of Corporate Engagement &
Reporter Services

30 January 2019



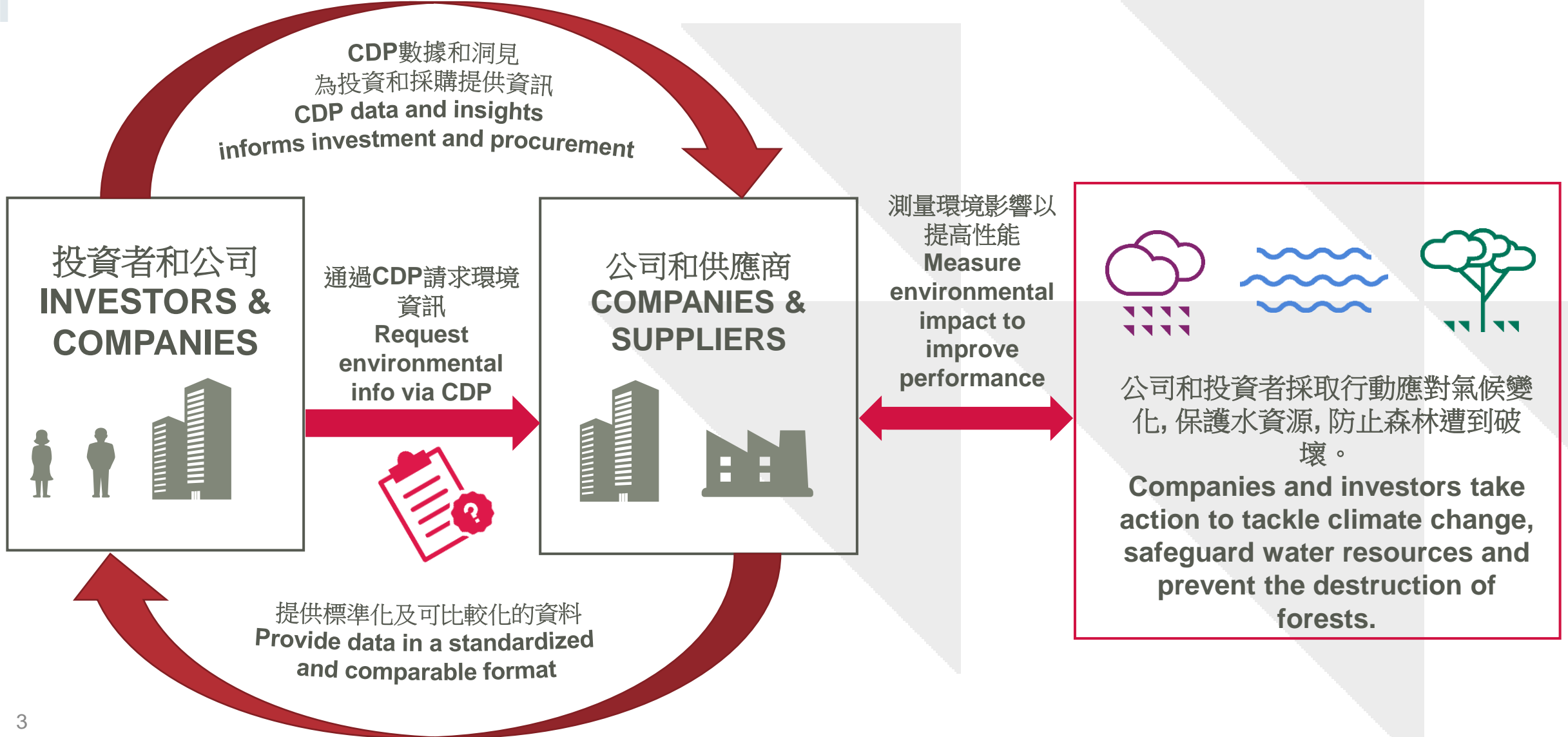
議程 Agenda



- ▼ CDP 簡介 Intro to CDP
- ▼ 2018年回覆總覽 2018 disclosure overview
- ▼ 主題亮點 Theme highlights
- ▼ 展望未來 Looking ahead

更好的揭露將資本轉移到低碳經濟

Better disclosure shifts capital to the low carbon economy



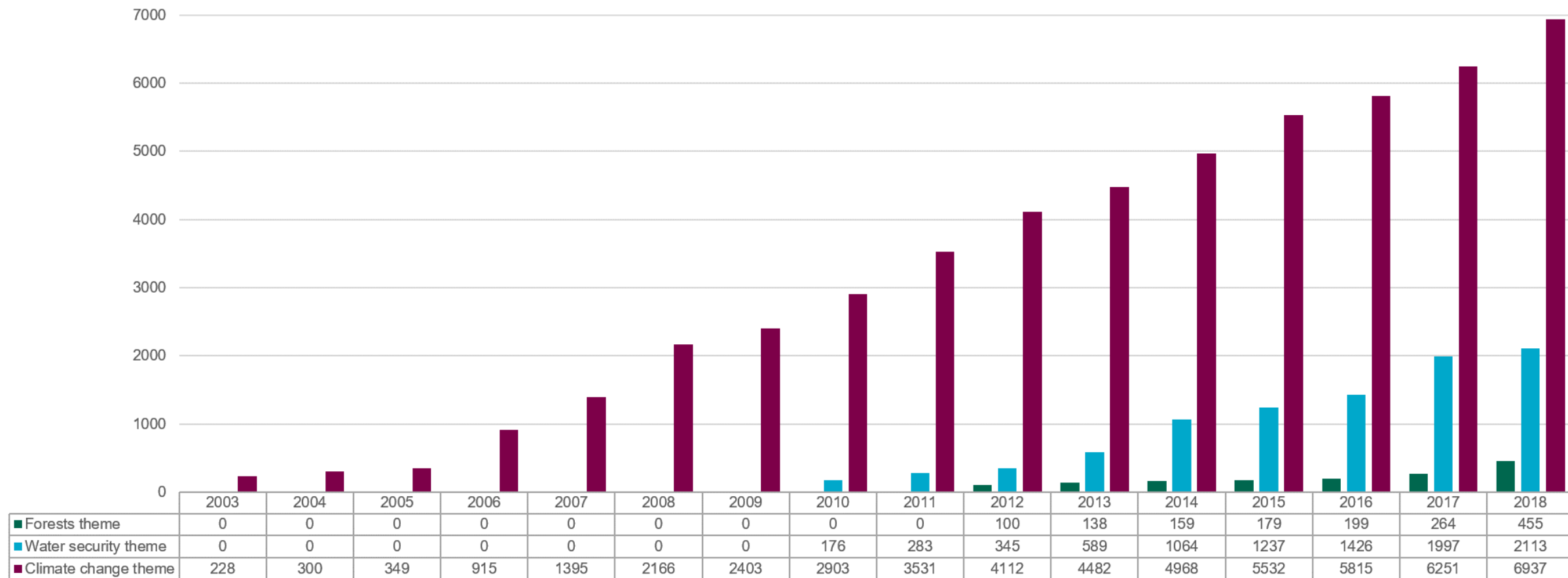
CDP提供金融市場使用的環境數據基礎

CDP underpins the environmental data used by the market



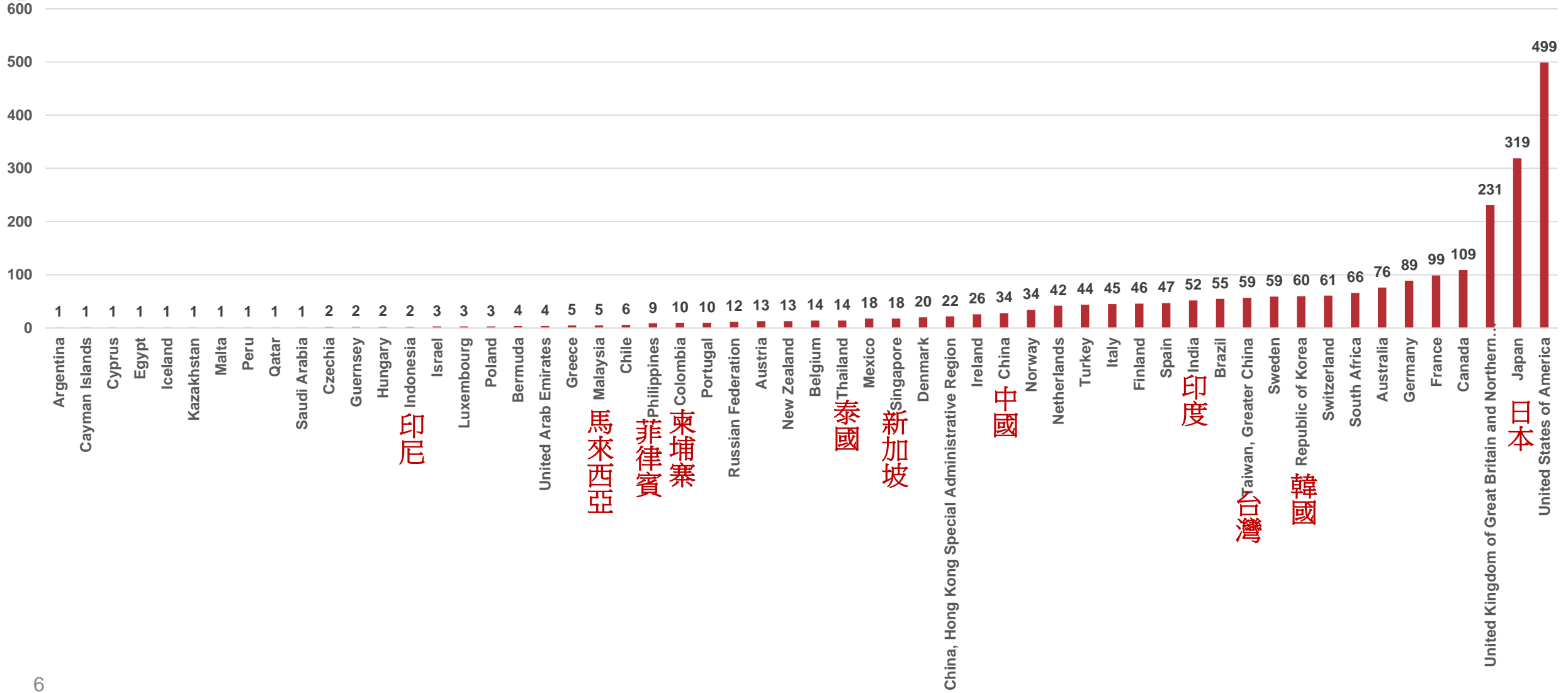
氣候、水安全和森林的揭露持續增加

Disclosure on climate change, water security, and deforestation continues to grow



按地域劃分：收到投資者邀請並回覆氣候問卷的企業家數

Investor-led Climate Change disclosure by geography



董事會

The boardroom



91% 回覆企業報告了董事會對氣候議題的監督
91% of responding companies report board-level oversight of climate-related issues.



86% 回覆企業報告了董事會對水議題的監督。
86% of responding companies report board-level oversight of water issues.



75% 回覆企業報告了董事會對森林資源利用的監督。
75% of responding companies report board-level oversight of forests-related issues.

新常態是一企業應該在董事會層面考慮氣候風險
The new norm is that companies should be considering climate risk at the board level.

Steve Waygood, Aviva Investors' chief sustainability officer

董事會監督之後的決策過程

The boardroom...and beyond



77% 的公司具備
77% of companies have

董事會對氣候議題的監督，
board-level oversight of
climate-related issues,

將氣候議題納入全公司的
風險管理流程，
integrate climate-related
issues into company-wide
risk management
processes, AND

將氣候議題納入商業戰略
integrate climate-related
issues into business
strategy.



40% 的公司具備
40% of companies have

董事會對水議題的監督，
board-level oversight of
water-related issues,

水議題納入長期戰略規劃
water factored into long-
term strategic business
planning, AND

公開的水政策
a publicly available water
policy.



53% 的公司具備
53% of companies have

董事會對森林議題的監督
board-level oversight of
forests-related issues,

森林議題納入長期戰略規劃
forests factored into long-
term strategic business
planning, AND

公開的森林政策
a publicly available forests
policy.

目標Targets



79%的公司有減排目標
79% of companies have
emission reduction targets



70%的公司有水相關定
性定量目標
70% of companies have
water-related targets and
goals



65%的公司報告說，他們
有增加其使用的森林風
險商品的永續生產和消
費的量化目標。
65% of companies report
having quantified targets
for increasing sustainable
production and/or
consumption of the forest-
risk commodities they
use.

科學碳目標

Science-based targets



515
COMPANIES
TAKING ACTION

向CDP報告的公司中有15%已正式驗證
15% of companies reporting to CDP have officially validated



SCIENCE
BASED
TARGETS

對特定產業增設指標, 以獲得更好的洞見

Sector-specific approach for better insights

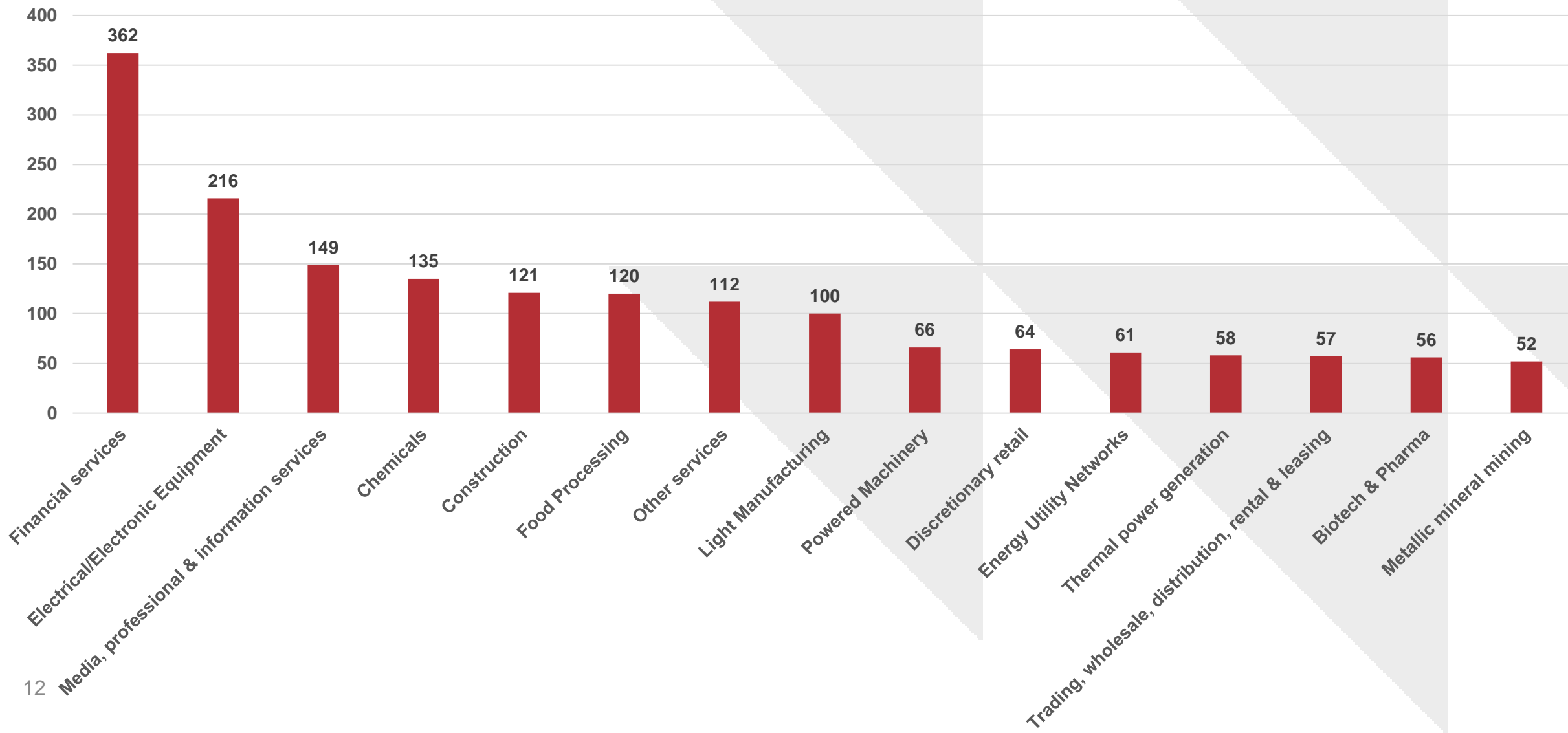


產業 Cluster	氣候變遷 Climate change	森林 Forests	水安全 Water security
農業 Agriculture	食品 Food、飲料和煙草 beverage & tobacco、農產品 Agricultural commodities、紙張和林業 Paper & forestry	紙張和林業 Paper & forestry	食品、飲料和煙草 Food, beverage & tobacco
能源 Energy	煤 Coal、電力設施 Electric utilities、石油和天然氣 Oil & gas		電力設施 Electric utilities
材料 Materials	水泥 Cement、化學品 Chemicals、金屬和採礦 Metals & mining、鋼 Steel	金屬和採礦/煤炭 Metals & mining / Coal	化學品 Chemicals、金屬和採礦 Metals & mining
交通 Transport	交通設備製造 Transport OEMS、交通設備引擎零件製造商 Transport OEMS – EPM、運輸服務 Transport services		
一般 General	所有其他產業 All other sectors		

2018年氣候變遷回覆：按產業劃分

Climate change responses in 2018 by primary sector

Response figures for top 15 primary sectors



完全遵循TCFD建議 Fully aligned with TCFD recommendations



治理 Governance		策略 Strategy		風險管理 Risk Management		指標和目標 Metrics and Targets	
<p>披露本組織氣候相關風險和機遇的治理</p> <p>Disclose the organization's governance around climate-related risks and opportunities.</p>		<p>披露與氣候風險機遇對業務、戰略和財務規劃的重大實際和潛在影響</p> <p>Disclose the actual and potential impacts of climate-related risks and opportunities on the organization's businesses, strategy, and financial planning where such information is material.</p>		<p>披露組織如何識別、評估和管理與氣候相關的風險。</p> <p>Disclose how the organization identifies, assesses, and manages climate-related risks.</p>		<p>披露用於評估和管理氣候風險和機遇的重大指標和目標</p> <p>Disclose the metrics and targets used to assess and manage relevant climate-related risks and opportunities where such information is material.</p>	
Governance recommended disclosure		Strategy recommended disclosure		Risk Management recommended disclosure		Metrics & Targets recommended disclosure	
a) Describe the board's oversight of climate related risks and opportunities.	C1.1b	a) Describe the climate related risks and opportunities the organization has identified over the short, medium, and long term.	C2.1, C2.2b, C2.3, C2.3a, C2.4, C2.4a	a) Describe the organization's processes for identifying and assessing climate-related risks.	C2.2b, C2.2c	a) Disclose the metrics used by the organization to assess climate-related risks and opportunities in line with its strategy and risk management process.	C4.2
b) Describe management's role in assessing and managing climate related risks and opportunities	C1.2, C1.2a	b) Describe the impact of climate-related risks and opportunities on the organization's businesses, strategy, and financial planning.	C2.5, C2.6, C3.1, C3.1c	b) Describe the organization's processes for managing climate related risks.	C2.2c, C2.2d	b) Disclose Scope 1, Scope 2, and, if appropriate, Scope 3 greenhouse gas (GHG) emissions, and the related risks	C6.1, C6.3, C6.5
		c) Describe the resilience of the organization's strategy, taking into consideration different climate related scenarios, including a 2°C or lower scenario.	C3.1a, C3.1d	c) Describe how processes for identifying, assessing, and managing climate related risks are integrated into the organization's overall risk management.	C2.2	c) Describe the targets used by the organization to manage climate related risks and opportunities and performance against targets.	C4.1, C4.1a, C4.1b

提取財務相關對決策有用的資訊

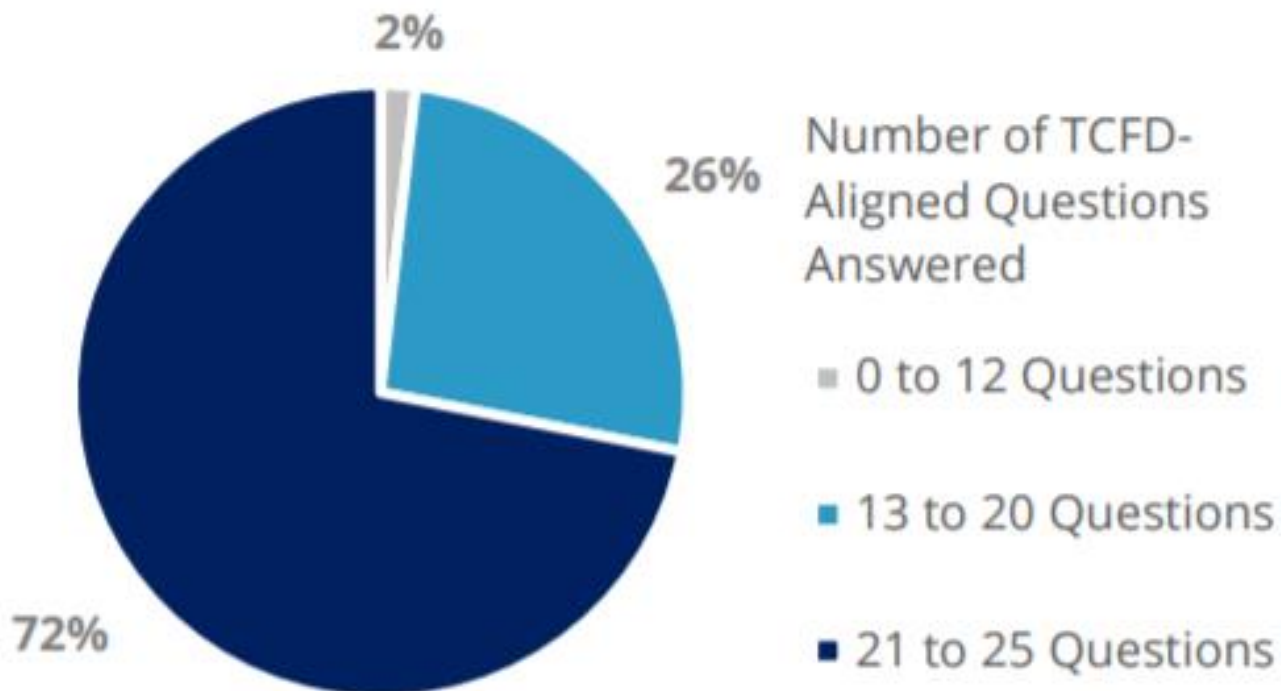
Drawing out financially-relevant, decision-useful info

Rates of Response for TCFD-Aligned CDP Climate Change Questions

Key Features of Recommendations

- Adoptable by all organizations
- Designed to solicit decision-useful, forward-looking information on financial impacts
- Brings the “future” nature of issues into the present through scenario analysis
- Strong focus on risks and opportunities related to the transition to a lower-carbon economy

Source: TCFD 2018 status report

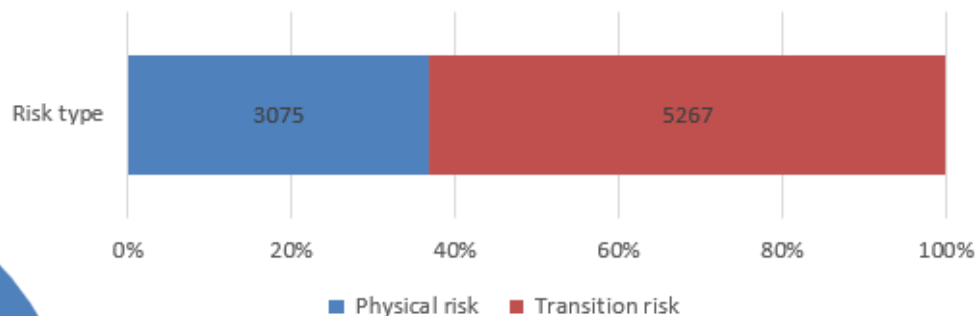


公司報告的氣候相關風險

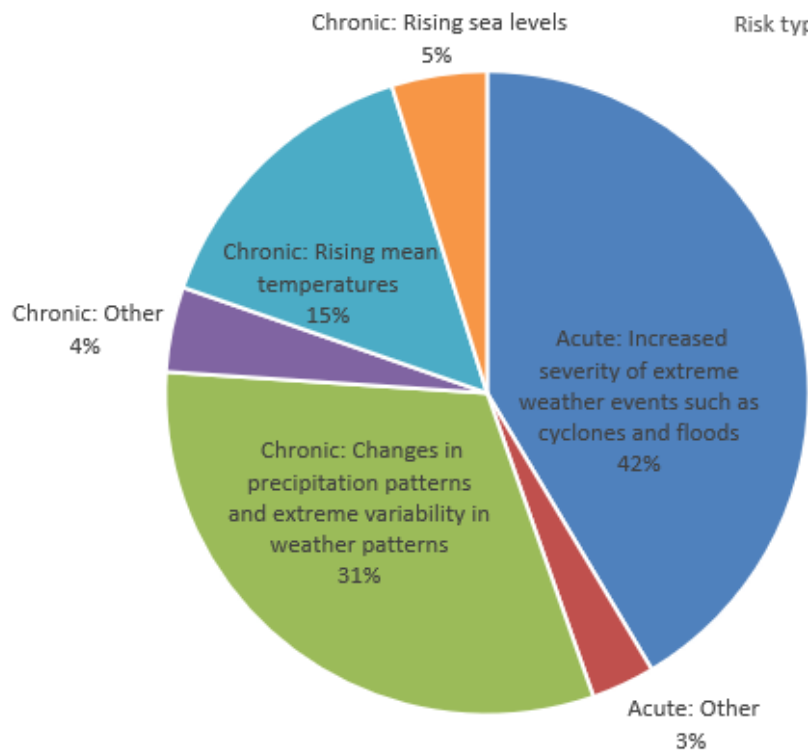
Climate-related risks reported by companies



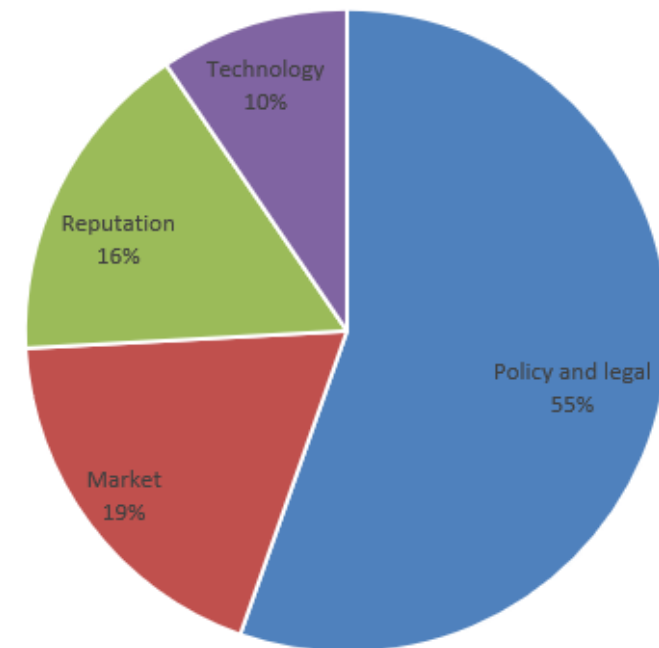
Risk types disclosed by responders



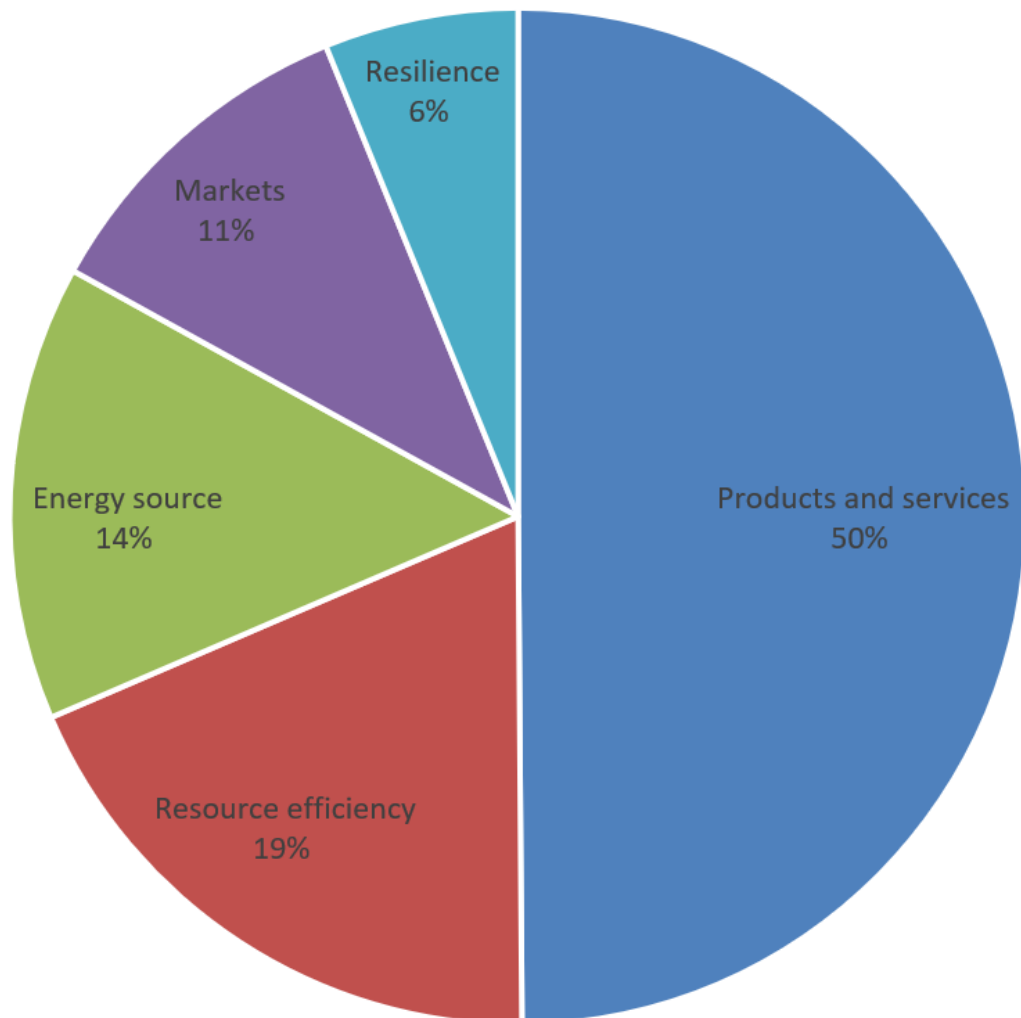
Physical risks



Transitional risks

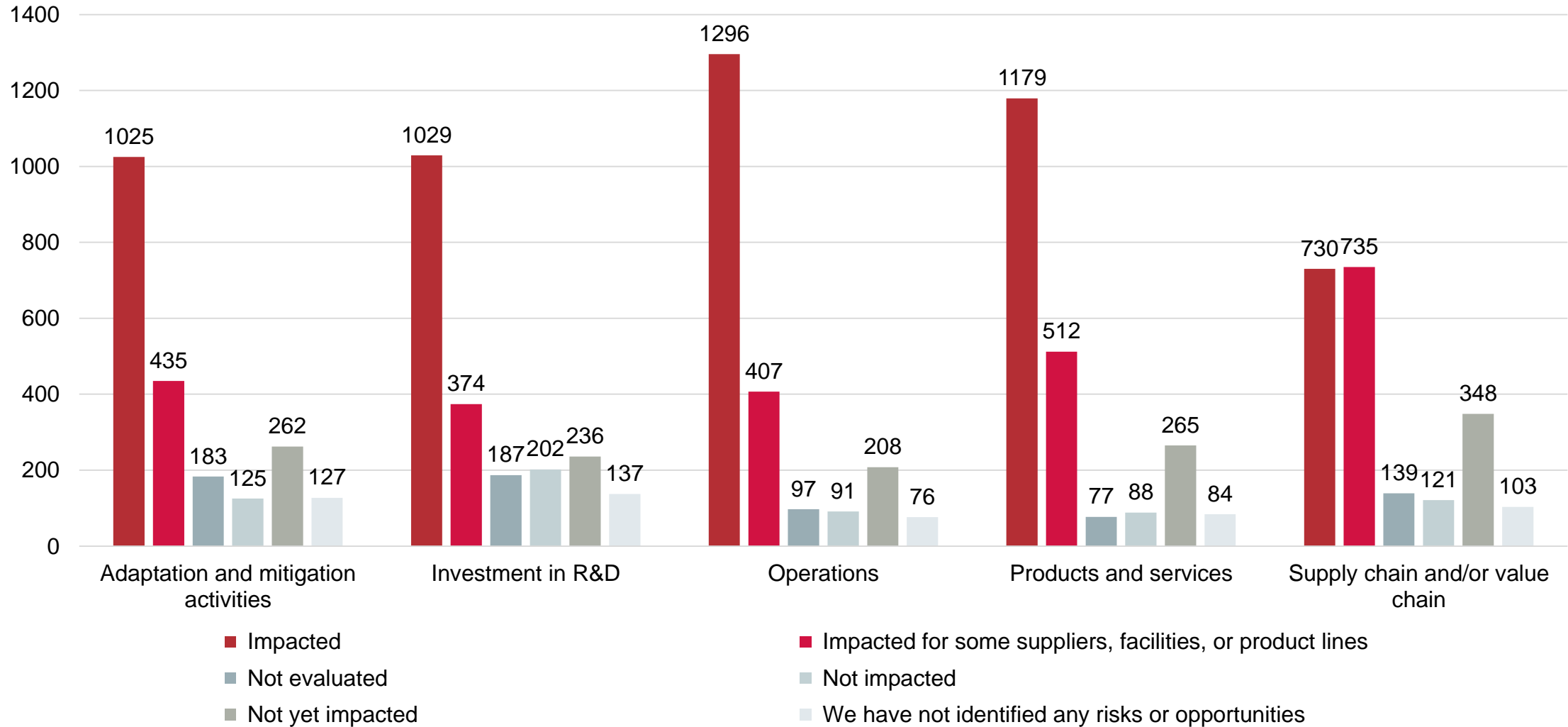


但機遇仍然存在 But there are opportunities



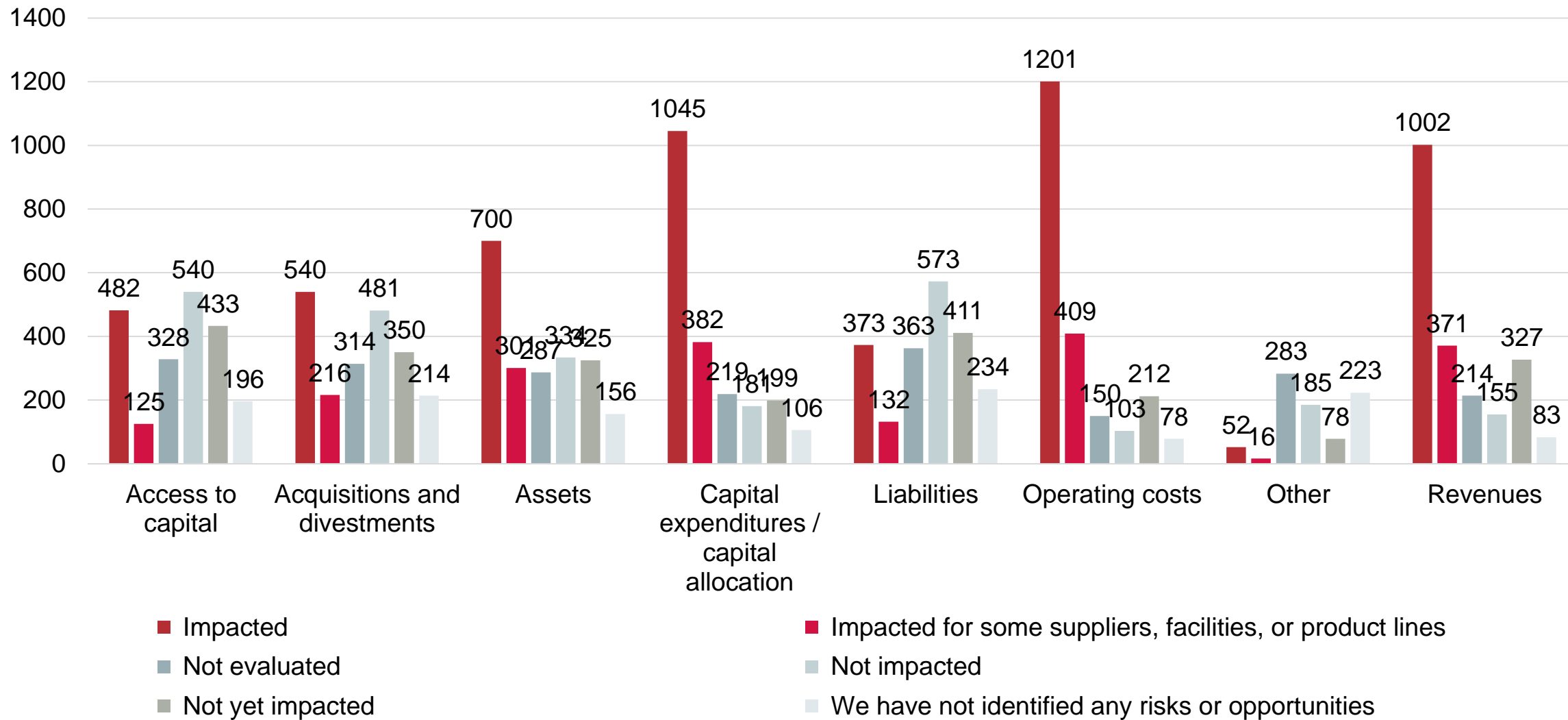
氣候議題在何處及如何對企業造成影響

Where and how climate-related issues have impacted businesses



氣候議題在何處以及如何納入財務規劃進程

Where and how climate-related issues have been factored into financial planning processes

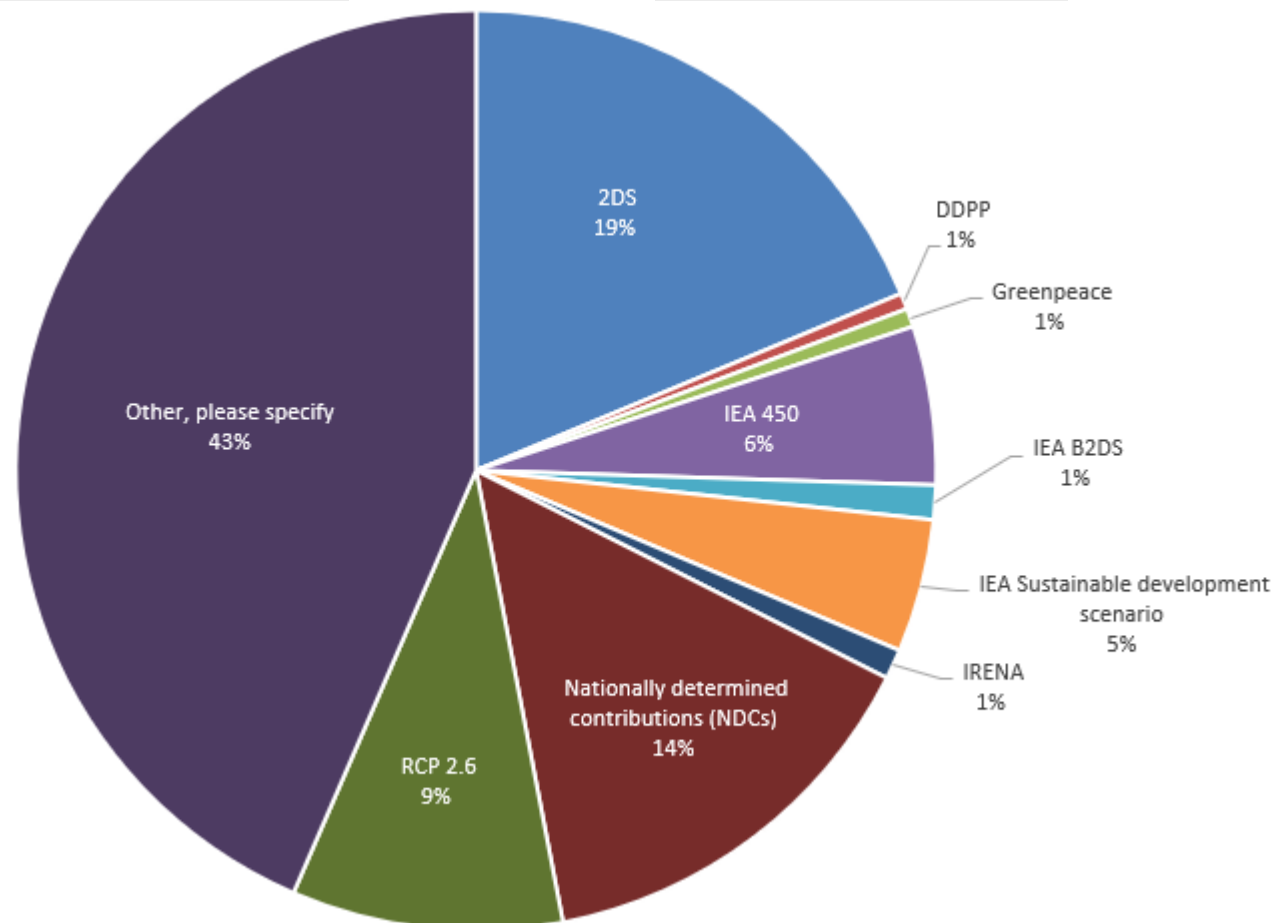


首次全面瞭解企業如何使用氣候相關情景分析

First comprehensive look at how companies are using climate-related scenario analysis



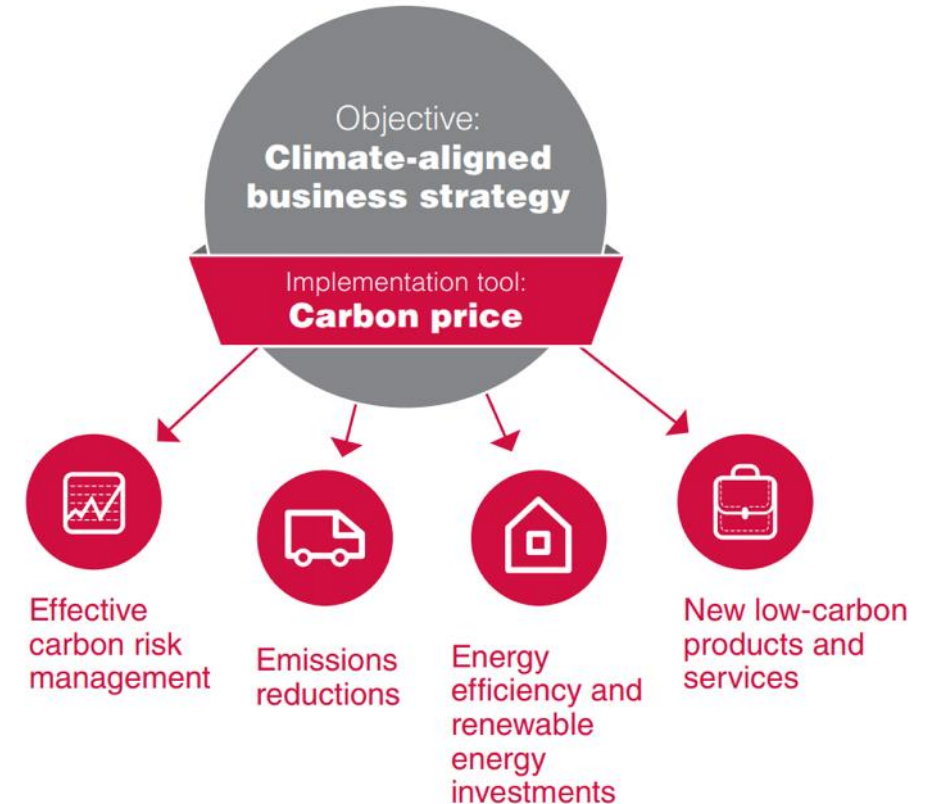
提供組織使用與氣候相關的情景分析的詳細資訊：使用的氣候相關情景為何 Provide details of your organization's use of climate-related scenario analysis. - Climate-related scenarios	Count
2DS	232
DDPP	7
Greenpeace	8
IEA 450	69
IEA B2DS	15
IEA Sustainable development scenario	58
IRENA	13
Nationally determined contributions (NDCs)	180
RCP 2.6	118
Other, please specify	539
Grand total	1239



內部碳定價的使用增加, 但需要更加緊迫

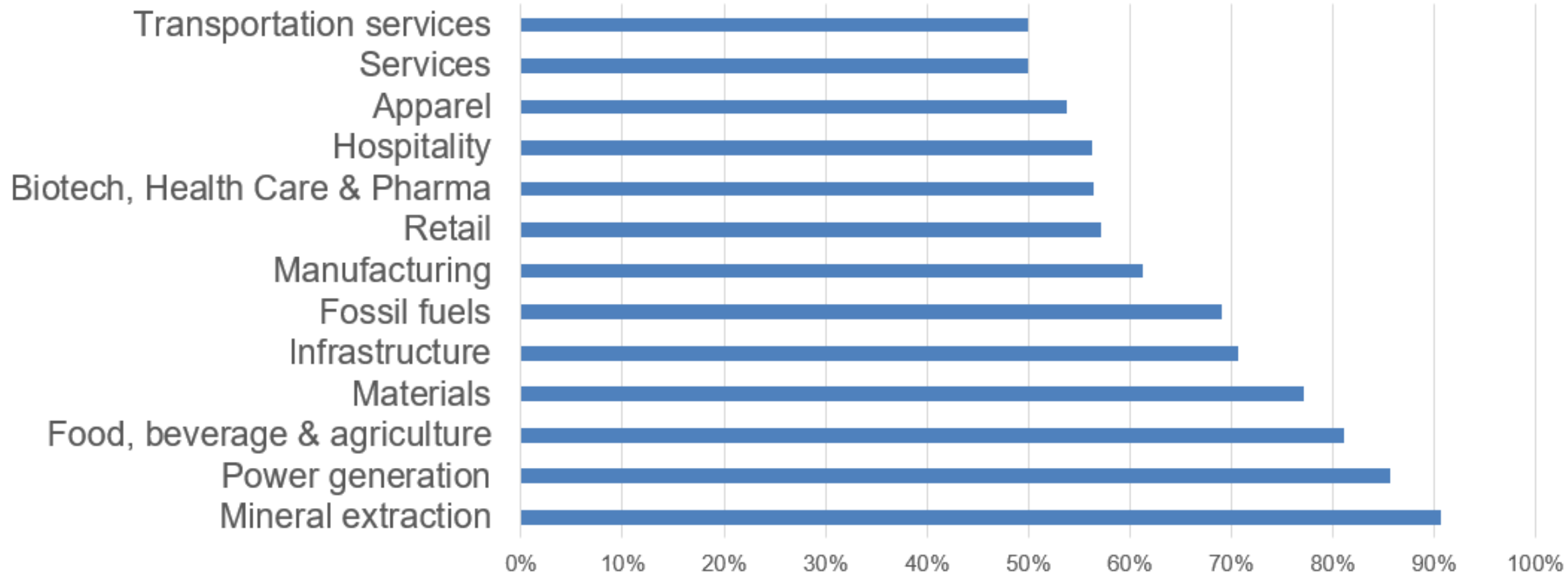
Use of internal carbon pricing increasing, but more urgency needed

	是的 Yes	沒有, 但我們預計在未來兩年內這樣做 No, but we anticipate doing so in the next 2 years	不, 我們目前預計不會在未來兩年內這樣做 No, and we currently do not anticipate doing so in the next 2 years
2017	512	383	1494
2018	549	504	1201
% change	+7.2%	+31.6%	-19.6%

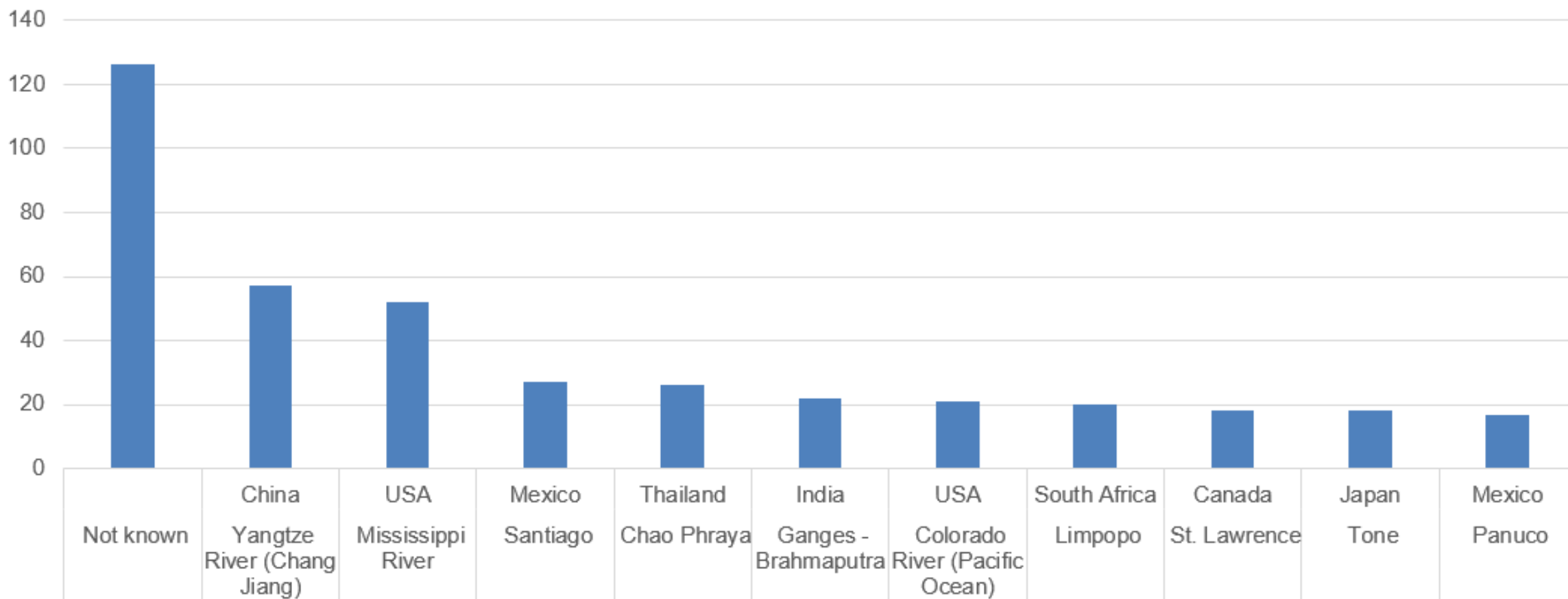


面臨實質性水風險的部門

Sectors exposed to substantive water risks



按照世界主要流域劃分報告水風險的企業家數 Water-related risks per river basin



與水有關的影響

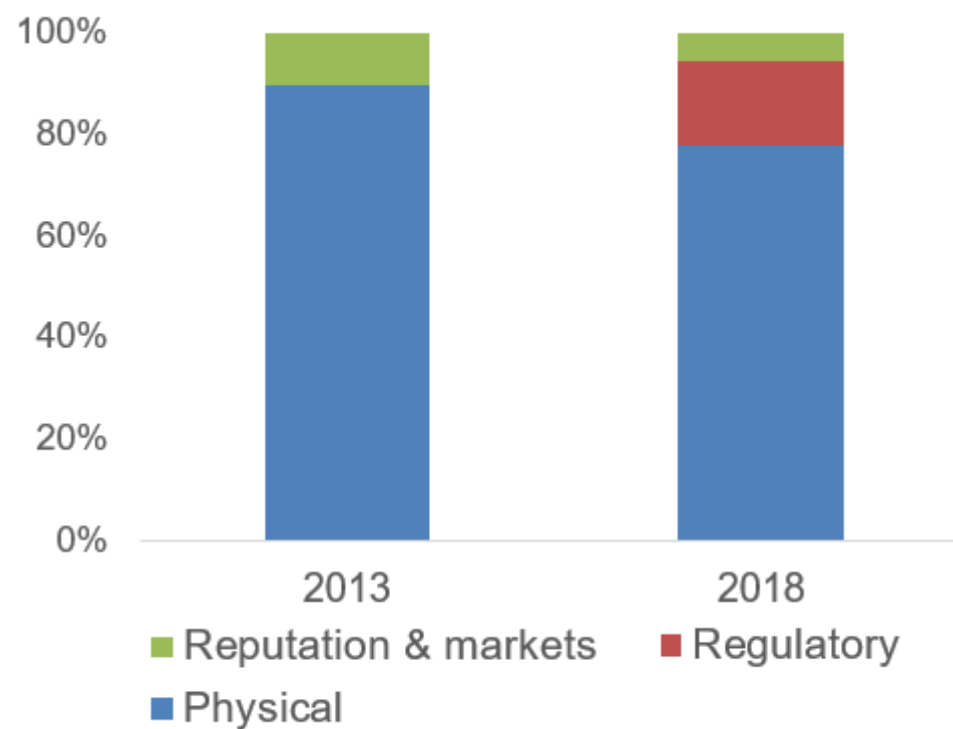
Water-related impacts

過去一年**42%** 的公司報告了水相關影響

42% of the companies reported impacts in the past year

- 水災 Flooding
- 缺水/旱災 Water scarcity / drought
- 變異性增加和極端事件
Increased variability & extreme events
- 水污染和事故 Water pollution & incidents
- 受管制的地景利用和流域治理
Regulatory landscape & basin governance
- 與其他用水者的關係
Relations to other water users

Type of impact driver



森林 = 水安全和氣候變遷

Forests = water security and climate change

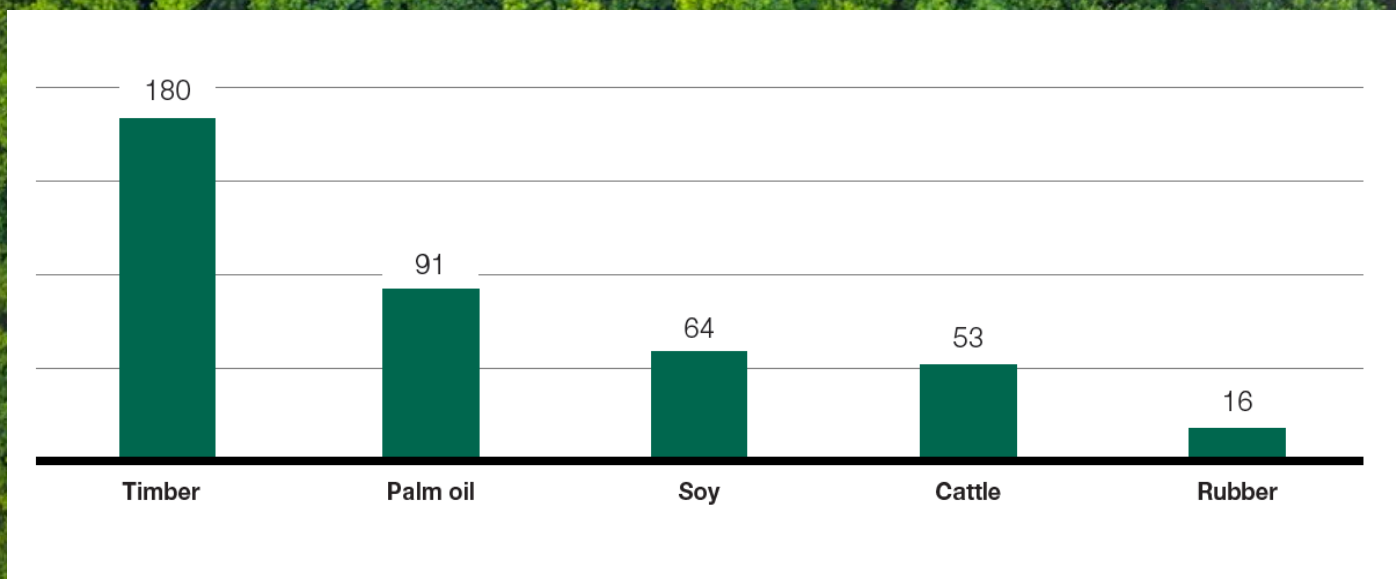
2018年向 CDP報告的毀林相關物理風險大多是與氣候和水有關的：
Most reported physical risks related to deforestation that were reported to CDP in 2018 are climate- and water-related:

- ▼ 極端天氣事件的嚴重性增加 Increased severity of extreme weather events
- ▼ 降水模式的變化 Changes in precipitation patterns

CDP allows shareholders to evaluate a company's progress towards eliminating threats to long-term shareholder value, like deforestation, and engage with corporates accordingly.

2018年報告了森林風險商品相關內容的公司

Companies reporting on forest-risk commodities in 2018



In HK and Southeast Asia:

- 9 – palm oil
- 5 – timber
- 2 – soy
- 1 – rubber

測量與監控 Measuring & monitoring



68% 的公司報告了其在營運中生產或使用森林風險商品的生產和消費概況。
68% of companies reported production and consumption data for the commodities they produce or use in their operations.



76% of companies reported having traceability systems in place to track and monitor the origin of the commodities they use.

價值鏈溝通合作 Value chain engagement



68% 的公司報告就與森林有關的問題參與了利益攸關方的倡議或與社區、非政府組織和決策者合作。

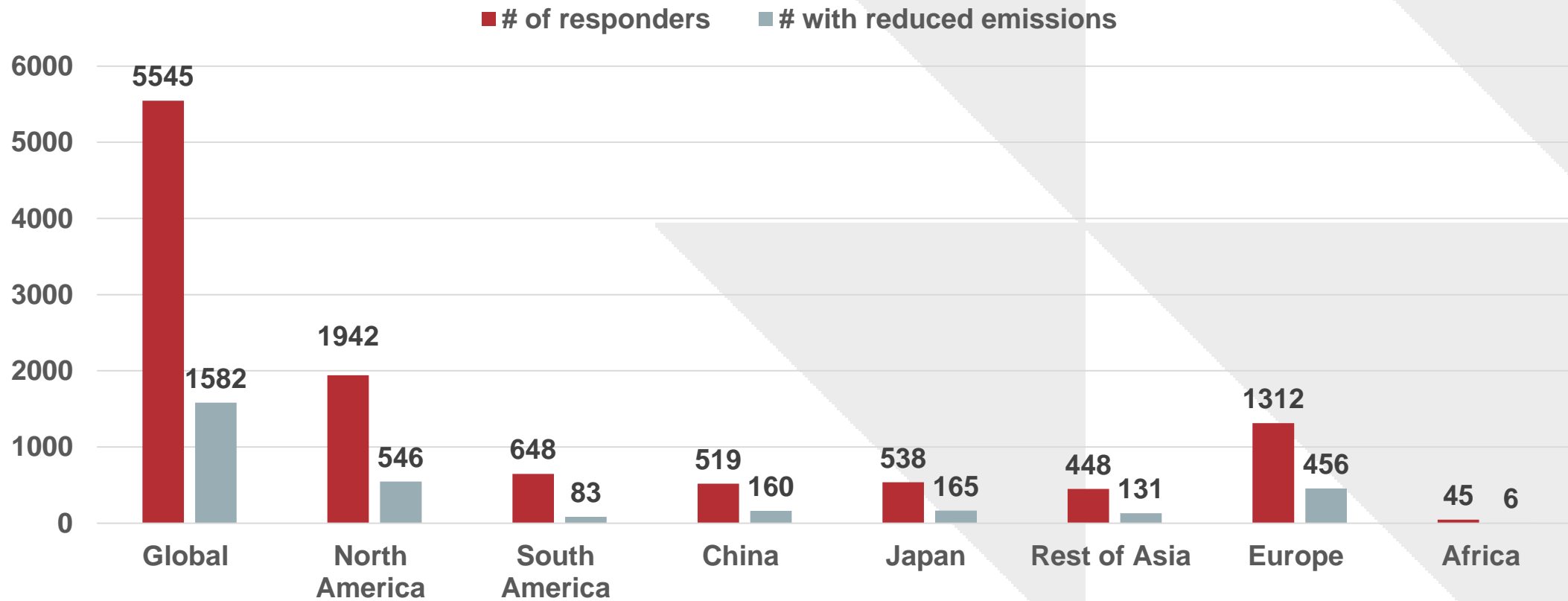
68% of companies reported engaging in stakeholder initiatives or with communities, NGOs, and policy makers on forests-related issues.

謝謝 Thank you



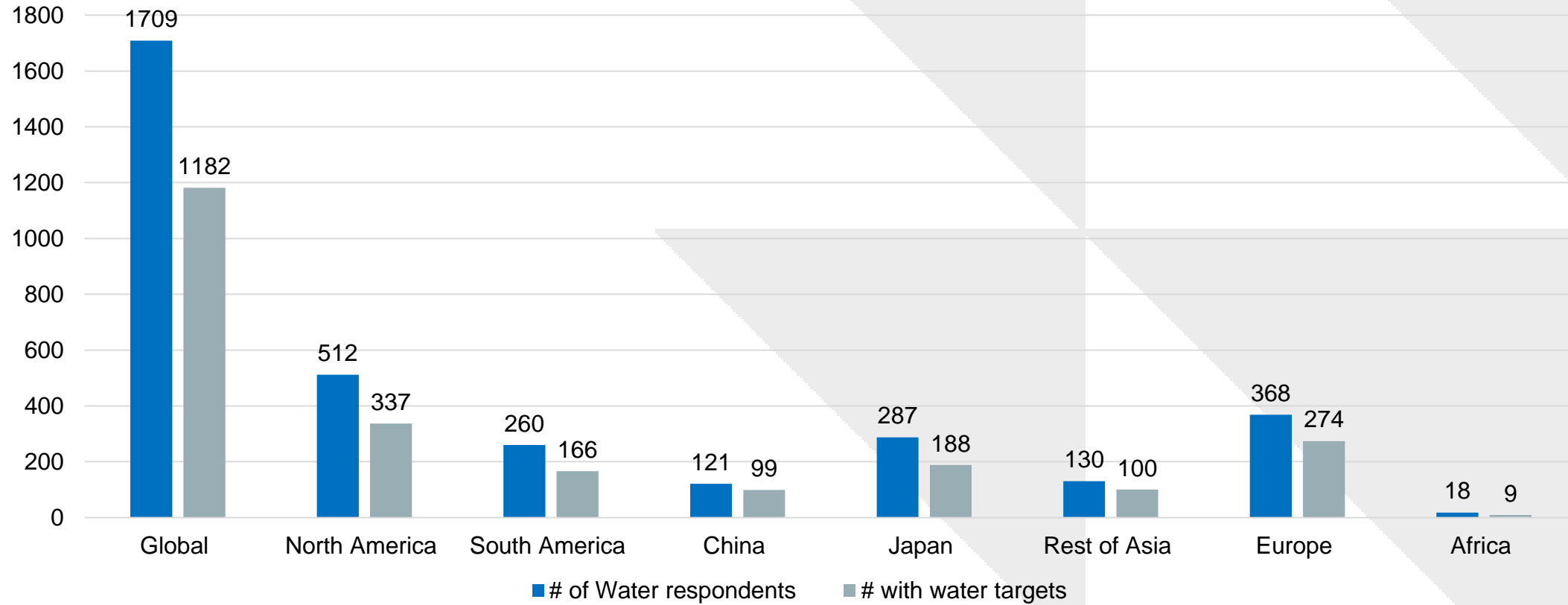
CDP 供應鏈區域概覽 Supply chain regional overview

氣候變遷 Climate Change



CDP 供應鏈區域概覽 Supply Chain Regional Overview

水安全 Water



CDP 供應鏈區域概覽 Supply Chain Regional Overview

森林 Forest

